



Model Number

NJ4-12GM40-E2-V1

Features

- 4 mm non-flush

Accessories

BF 12

Mounting flange, 12 mm

V1-G

Female connector, M12, 4-pin, field attachable

V1-W

Female connector, M12, 4-pin, field attachable

V1-G-2M-PUR

Female cordset, M12, 4-pin, PUR cable

V1-W-2M-PUR

Female cordset, M12, 4-pin, PUR cable

Technical Data

General specifications

Switching element function		PNP	NO
Rated operating distance	s_n	4 mm	
Installation		non-flush	
Output polarity		DC	
Assured operating distance	s_a	0 ... 3.24 mm	
Actual operating distance	s_r	3.6 ... 4.4 mm typ.	
Reduction factor r_{AI}		0.37	
Reduction factor r_{CU}		0.36	
Reduction factor r_{304}		0.74	

Nominal ratings

Operating voltage	U_B	10 ... 60 V
Switching frequency	f	0 ... 2000 Hz
Hysteresis	H	1 ... 10 typ. 3 %
Reverse polarity protection		reverse polarity protected
Short-circuit protection		pulsing
Voltage drop	U_d	≤ 3 V
Voltage drop at I_L		
Voltage drop $I_L = 100$ mA, switching element on U_d		1.2 ... 2.5 V
Operating current	I_L	0 ... 200 mA
Off-state current	I_r	≤ 0.5 mA
No-load supply current	I_0	≤ 9 mA
Time delay before availability	t_v	≤ 20 ms
Switching state indicator		LED, yellow

Functional safety related parameters

MTTF _d	750 a
Mission Time (T_M)	20 a
Diagnostic Coverage (DC)	0 %

Ambient conditions

Ambient temperature	-25 ... 70 °C (-13 ... 158 °F)
Storage temperature	-40 ... 85 °C (-40 ... 185 °F)

Mechanical specifications

Connection type	Connector M12 x 1, 4-pin
Housing material	Stainless steel 1.4305 / AISI 303
Sensing face	PBT
Degree of protection	IP67

General information

Scope of delivery	2 self locking nuts in scope of delivery
-------------------	--

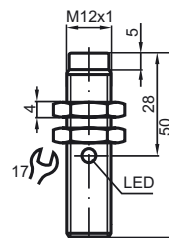
Compliance with standards and directives

Standard conformity	
Standards	EN 60947-5-2:2007 IEC 60947-5-2:2007

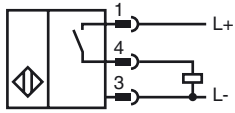
Approvals and certificates

EAC conformity	TR CU 020/2011
UL approval	cULus Listed, General Purpose
CSA approval	cCSAus Listed, General Purpose
CCC approval	Certified by China Compulsory Certification (CCC)

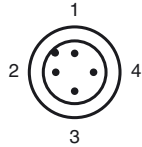
Dimensions



Electrical Connection



Pinout



Wire colors in accordance with EN 60947-5-2

1		BN	(brown)
2		WH	(white)
3		BU	(blue)
4		BK	(black)